


Wildlife Explorers

At Bingley Locks on The Leeds & Liverpool Canal

White-clawed
crayfish




Hi I live on the bottom of the canal. Sadly there aren't many of me left as the American crayfish has moved in on my home, carrying a deadly fungus.

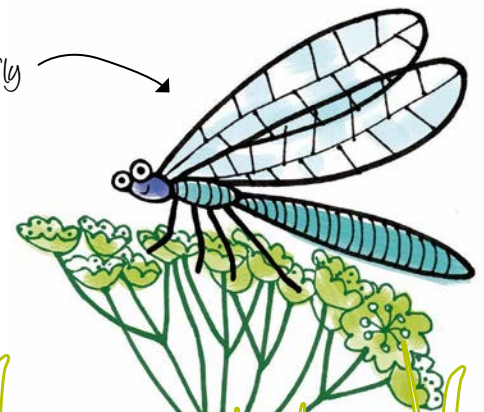
Come and meet some of my friends who live here with me.

In the summer the canal between Bingley Three Rise Locks and Bingley Five Rise Locks is a great place to spot small damselflies and giant dragonflies.

Dragonfly



Damselfly



Dragonflies and damselflies spend up to five years as larvae living on the bottom of the canal, until they emerge for a few weeks to mate and lay eggs.

Did You Know?

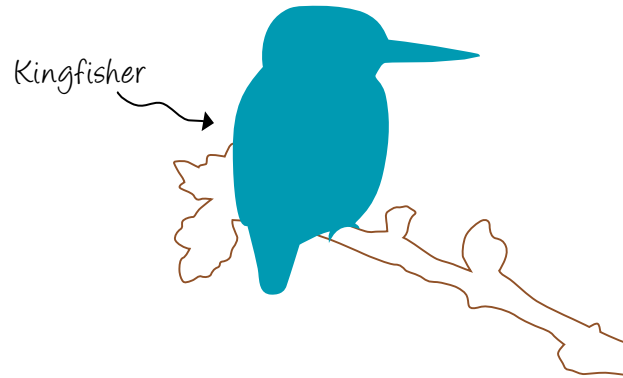
Visit us online at
canalriverexplorers.org.uk

Always remember to stay
SAFE near water – **Stay Away From the Edge.**

Bird Spotters Chart

Sit quietly, look and listen, if you are really lucky, you may see the bright **blue flash** of a kingfisher.


Now tick your Explorers bird spotters chart.



My Explorers chart

Mallard

spotted




Heron

spotted



White Goose

spotted



Coot

spotted



Moorhen

spotted



How many of these birds can you spot?

Mark on the wildlife explorer's maps where you saw them.

Wildlife Explorers Map 1



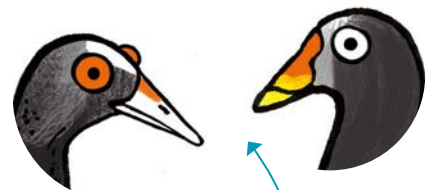
Wildlife Explorers Map 2



FACT FILE:

Coot VS Moorhen

Coots are bigger than moorhens and like to fight with their feet and beaks. They are very noisy and like an argument.



Spot the difference:

Coots have a **white spot** on the front of their head and moorhens have a **bright red beak tipped with yellow**, and a white stripe on their side.



Wildlife Explorers Map 1

This is your map of Bingley North Bog

Record where you have been and what you have seen!

The bog formed 10,000 years ago when a huge glacier carved out a waterlogged hollow.

Layers of dead plants built up in this hollow, turning into peat.

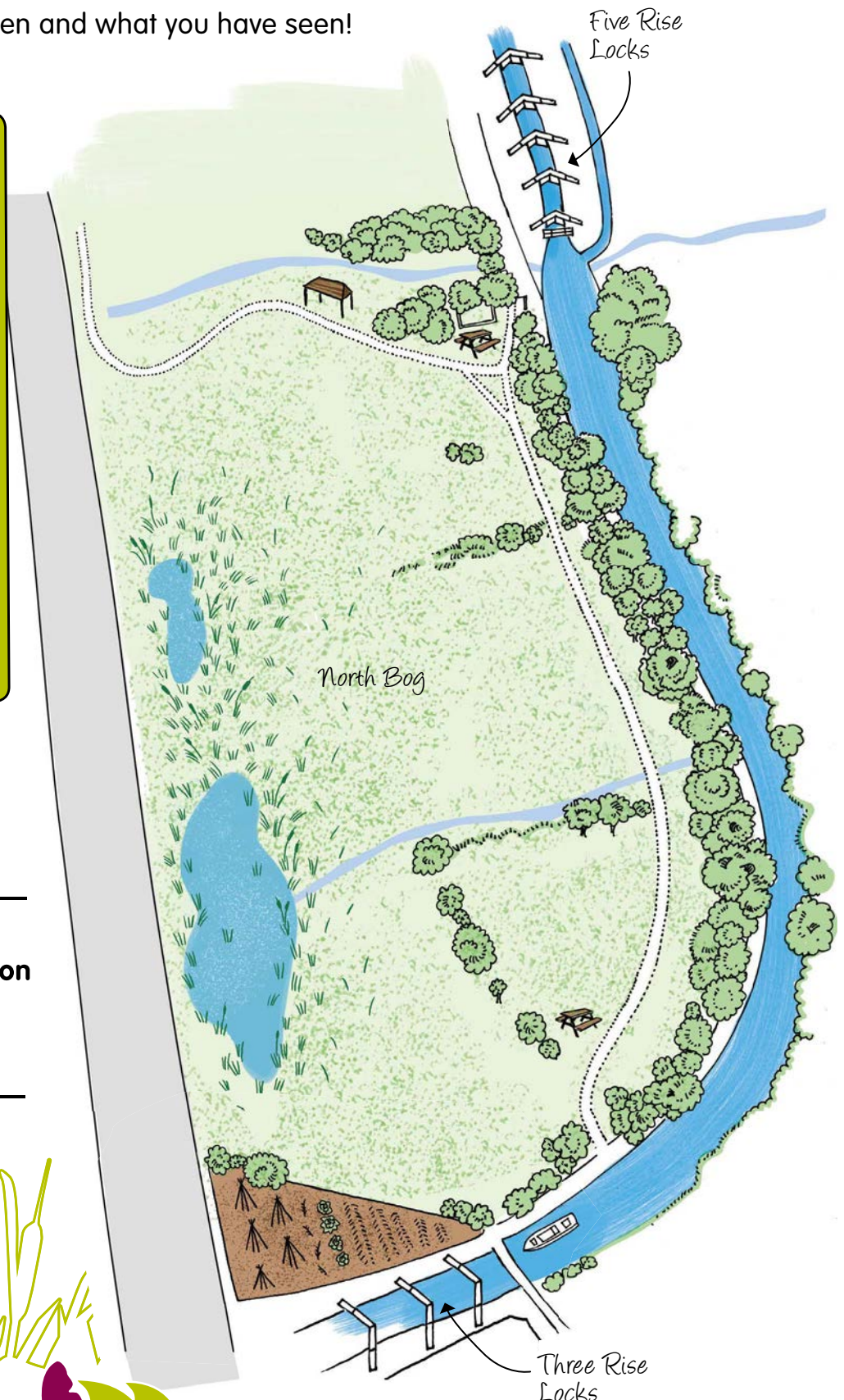
Experts have looked at tiny pollen grains and snail shells preserved in the peat to find out what plants and insects lived here 10,000 years ago!

This map belongs to

Name:

I explored the North Bog on

Date:



Wildlife Explorers Map 2

This is your map of Bingley Five Rise Locks

Record where you have been and what you have seen!


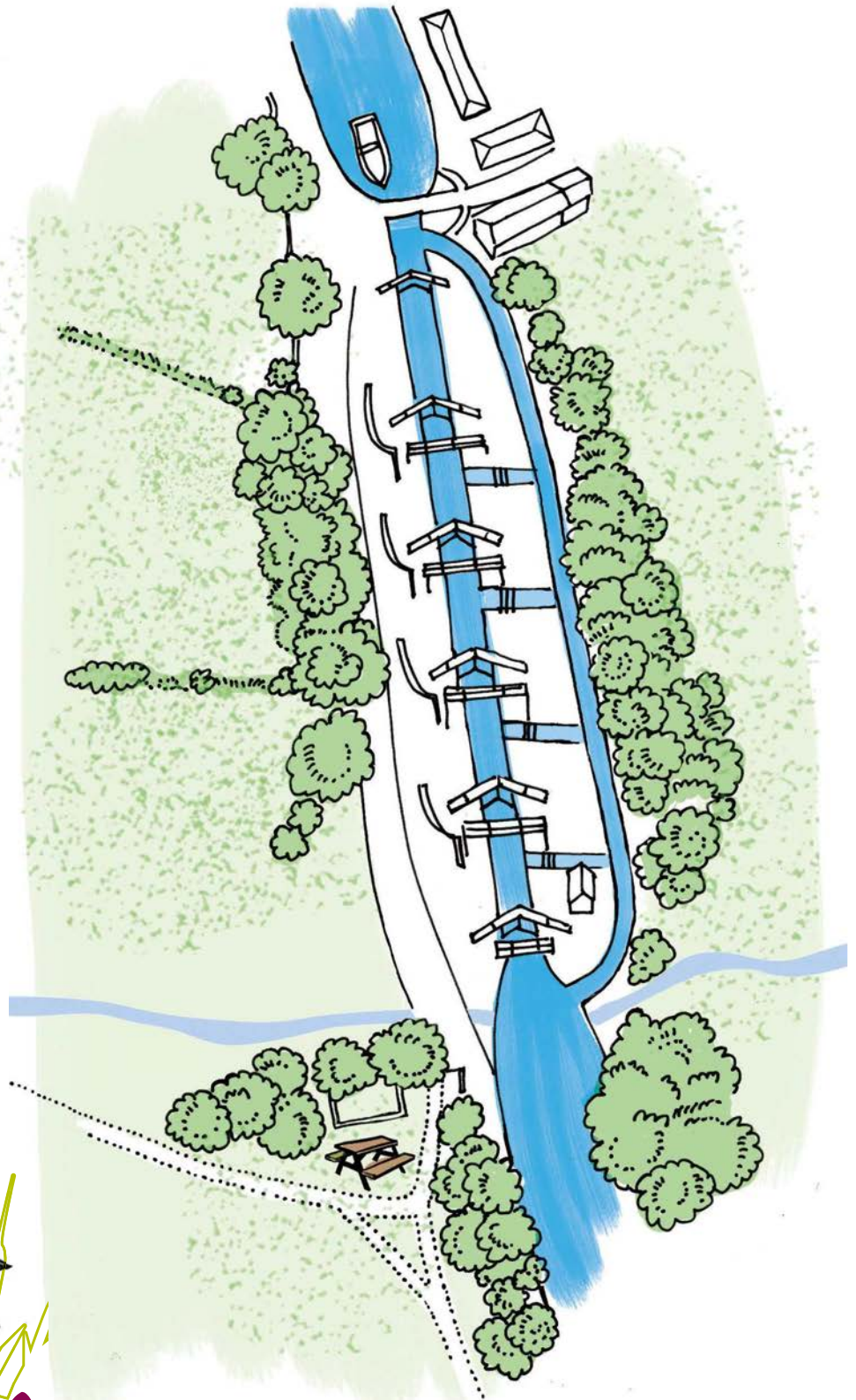
The Five Rise Locks are one of the 'Seven Wonders of the Waterways'. They have the tallest lock gates in the country.

This map belongs to

Name:

I explored the Bingley Five Rise Locks on

Date:



Be a Butterfly Spotter



Tangle Trace

Follow the flight path to find the favourite food plant of each butterfly or their caterpillars. See if you can spot them growing along the towpath or in the North Bog.

Alder
Buckthorn
 spotted




Lady's
Smock
 spotted




Stinging
Nettles
 spotted




Birds Foot
Trefoil
 spotted



Red
Admiral
 spotted



Yellow
Brimstone
 spotted




Common
Blue
 spotted



Orange
Tip
 spotted



Who Lives On The Canal?



Dizzy Quizzy

Try not to get in a tizzy - complete the word search to find out what fish, birds and mammals live on the canal.

The words read forwards along the spiral!!

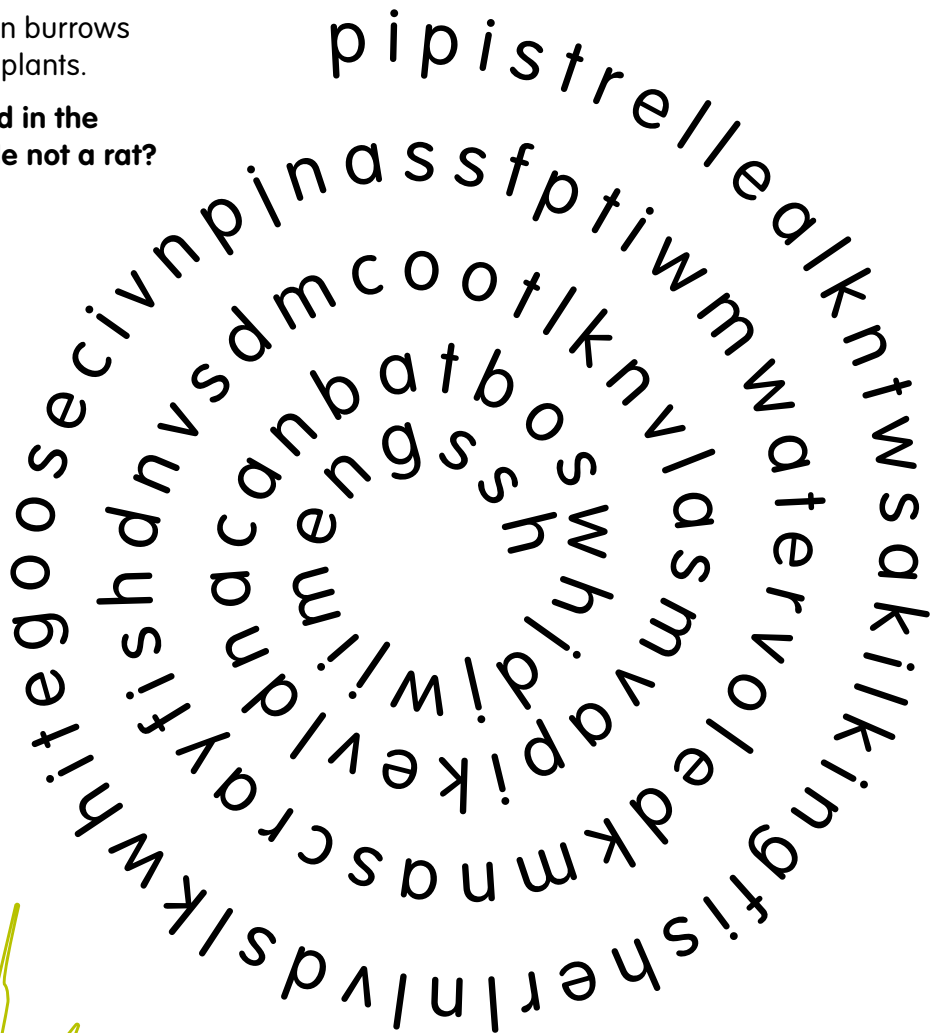
FACT FILE: Water Voles

Water voles are very rare and live in burrows along the canal bank and feed on plants.

Did you know that 'Ratty' in 'Wind in the Willows' was actually a water vole not a rat?

Words

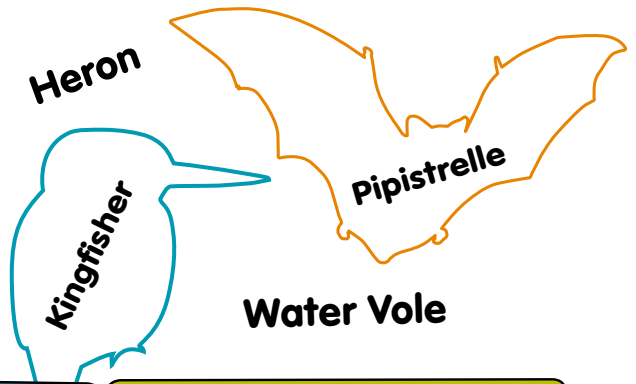
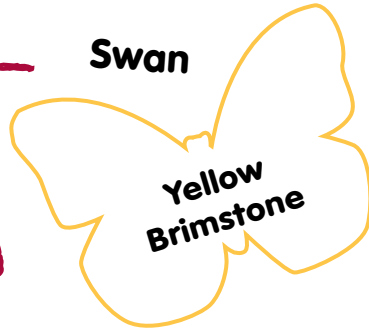
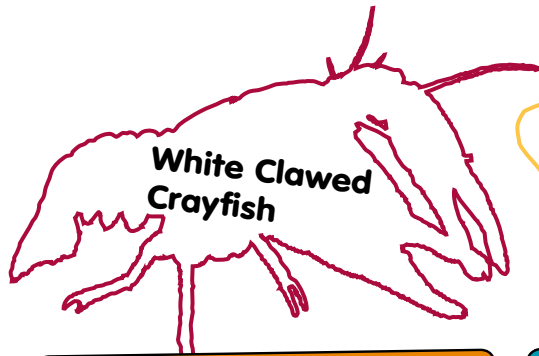
- White Goose
- Pipistrelle
- Pike
- Crayfish
- Kingfisher
- Water Vole
- Coot



Word Challenge

A fun challenge, how many words can you make from these birds and animals?

Keep the score and see if you can beat a grown-up!



Water Vole

Player 1

Player 2

Player 3

1.

2.

3.

4.

5.

6.

7.

8.

9.

10.

11.

12.

1.

2.

3.

4.

5.

6.

7.

8.

9.

10.

11.

12.

1.

2.

3.

4.

5.

6.

7.

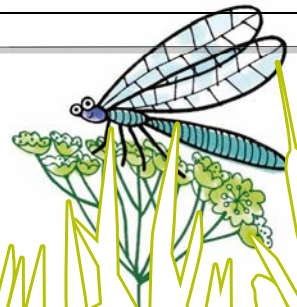

8.

9.

10.

11.

12.



What's The BIG Picture?

Be Inspired by Bingley Locks on The Leeds & Liverpool Canal

Using your powers of observation as a canal explorer,
copy the small picture using the grid to help you.

TIP: Try to copy one square at a time to make a bigger picture.

When you've finished, colour in your picture.

